

# CRYST RAMA



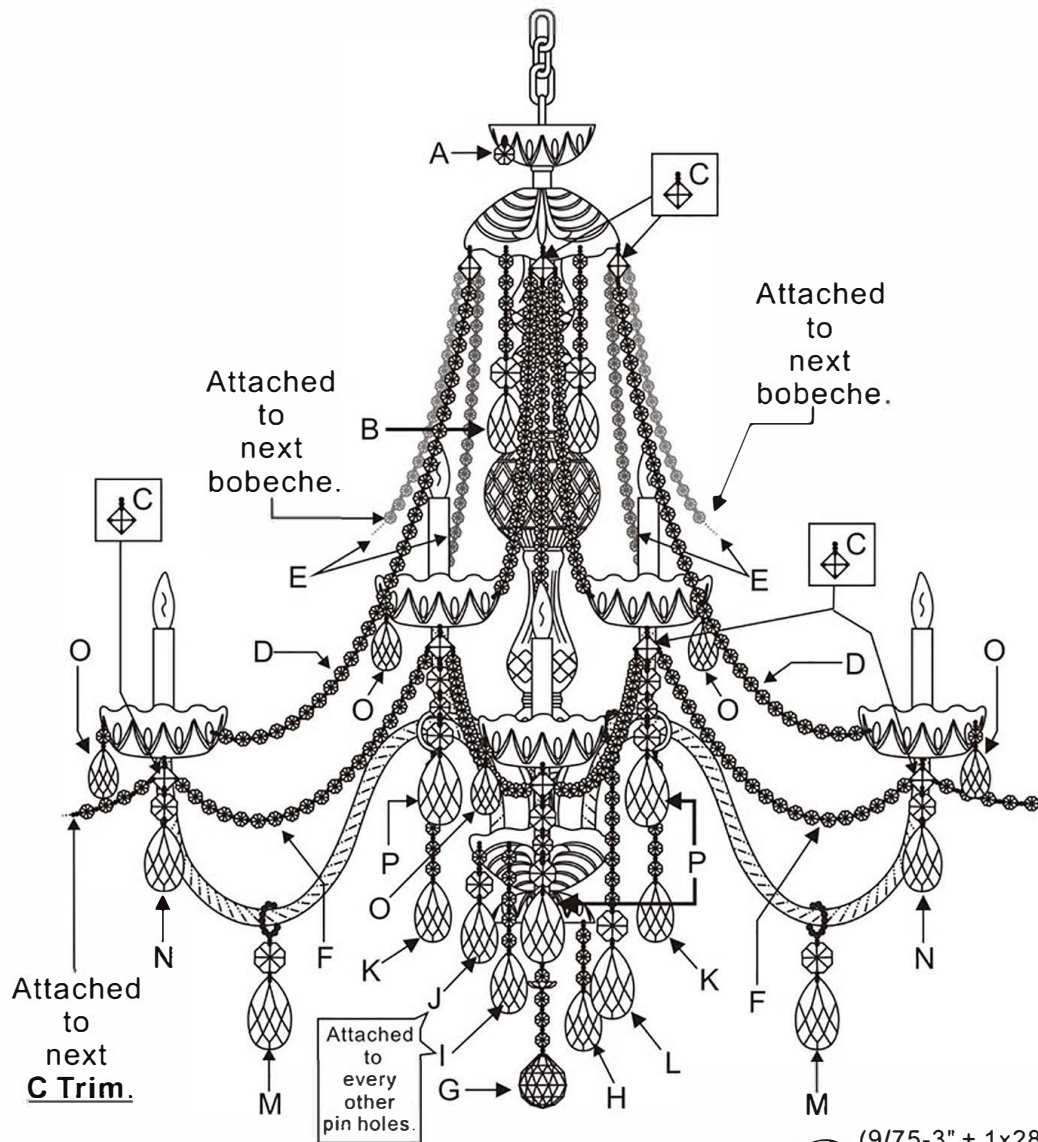
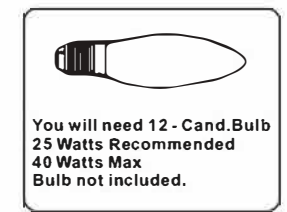
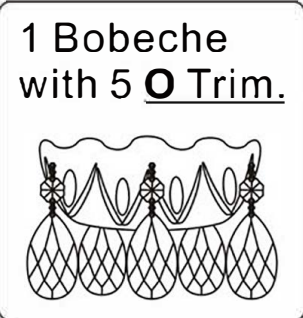
1958

95 Cantiague Rock Road, Westbury NY 11590  
 ph:516.931.9090 fax: 516. 931.1254  
 info@crystorama.com www.crystorama.com

## MODEL#:1112 ASSEMBLY AND DRESSING INSTRUCTIONS



All electrical components must be installed by a licensed electrician in accordance with the National Electric Code and the appropriate local electrical codes.



- A= Jewel-24mm \*4pcs
- B= (9/75-3" + 5 Jewels + 1x30mm Jewel) \*6pcs
- C= Square\* 18pcs
- D= (32 Jewels Strand) \*6pcs
- E= (23Jewels Strand) \*12pcs
- F= (20 Jewels Strand) \*12pcs
- G= (1x60mm Ball + 7-12mm Ball + 2 Rosettes) \*1pc
- H= (9/75-3" + 3 Jewels) \*4pcs
- I= (9/75-3" + 5 Jewels) \*4pcs

- J= (9/75-3" + 1x28mm Jewel + 1x14mm Jewel) \*4pcs
- K= (9/75-3" + 6 Jewels + 1 Ring) \*6pcs
- L= (3.5" + 1x30mm Jewel + 8 Jewels + 1 Ring Bead) \*6pcs
- M= (3.5" + 1x30mm Jewel + 1 Ring Bead) \*6pcs
- N= (9/87-3.5" + 1x28mm Jewels) \*6pcs
- O= (9/50-2" ) \*60pcs
- P= (3.5" + 2x28mm Jewels + 1x24mm Jewel) \*6pcs