


CRYSTORAMA

LIGHTING THE WAY FOR SIXTY YEARS

ASSEMBLY INSTRUCTION MODEL #4846-CT



All electrical components must be installed by a licensed electrician in accordance with the National Electric Code and the appropriate local electrical codes.



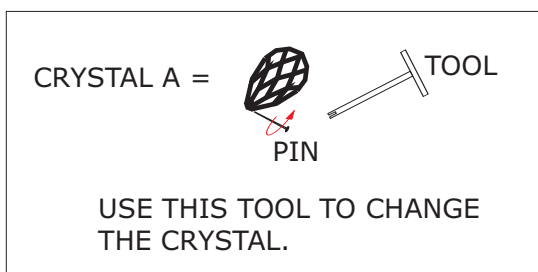
You will need 6-Candelabra Base Bulb
40 Watts Recommended 60 Watts Max.

USE LED BULBS FOR EXTENDED USE
THIS FIXTURE IS DAMP RATED

How to Install

1. Screw the center column onto the bottom frame.
2. Decide the desired hanging height and choose the correct length of chain.
3. Install the mounting strap onto the outlet box using two outlet box screws.
4. Attach the canopy onto the mounting strap and secure with screw collar ring.

DETAILED ILLUSTRATION



Crystal Sets

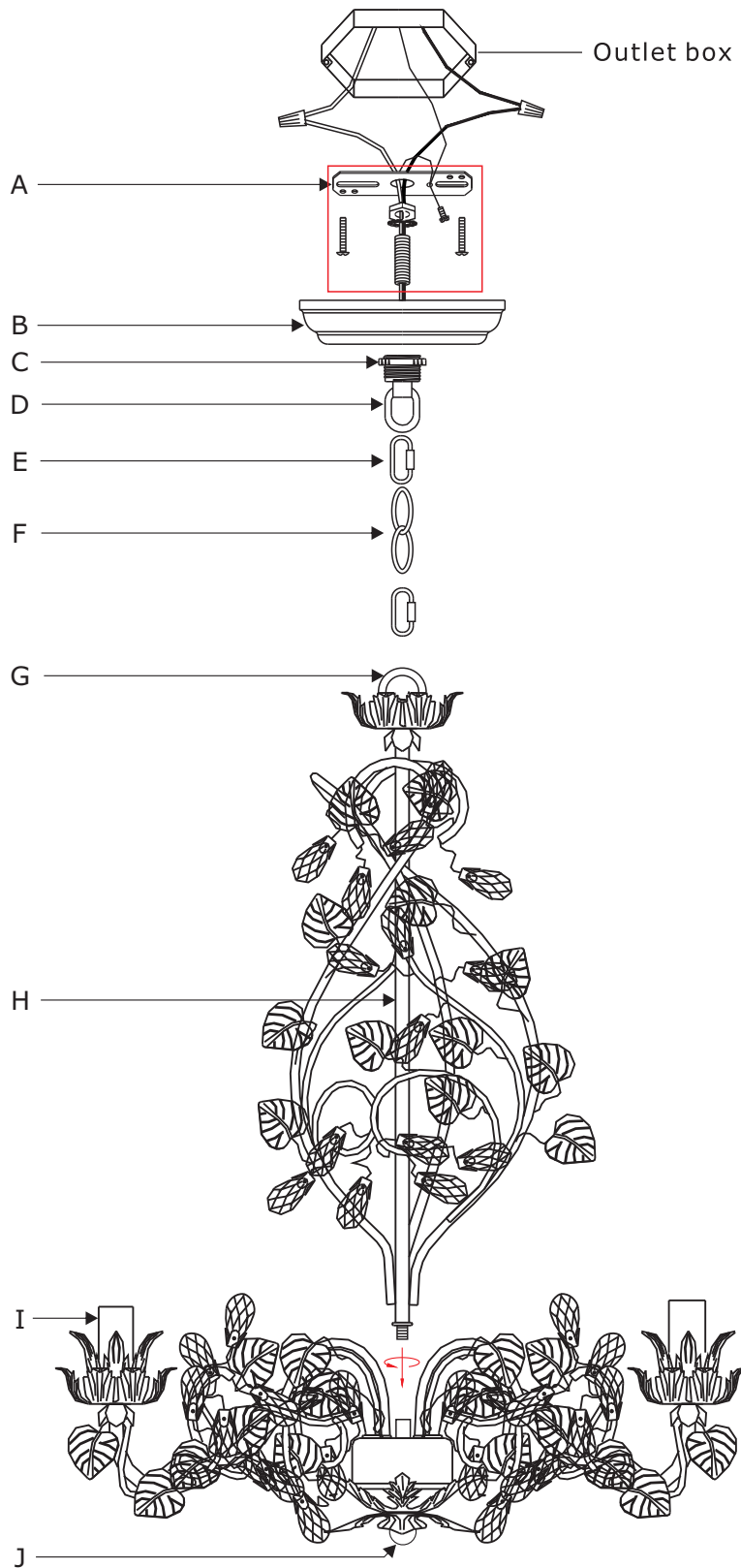
- A. 138 Pieces
1.5" Cut Crystal

⚠️ WARNING: This product can expose you to Lead, which is known to the State of California to cause cancer and/or birth defects or reproductive harm. For more information go to www.P65Warnings.ca.gov.

CRYSTORAMA

LIGHTING THE WAY FOR SIXTY YEARS

PART NUMBER MODEL #4846-CT



Part Number

- A. (1) - Mounting Hardware
- B. (1) - Canopy(W5.12",H1.06") #XRE4840CTCAN5IN
- C. (1) - Collar Ring #XRE4843CTSCL
- D. (1) - Collar Loop
- E. (2) - Quick Link
- F. (1) - Hanging Chain(72",4mm) #XRE4846CTCHA4MM
- G. (1) - Fixture Loop
- H. (1) - Center column
- I. (6) - Candle Sleeve(W0.87",H2.76") #XRE4846CTCDL2.76IN
- J. (1) - Bottom frame