
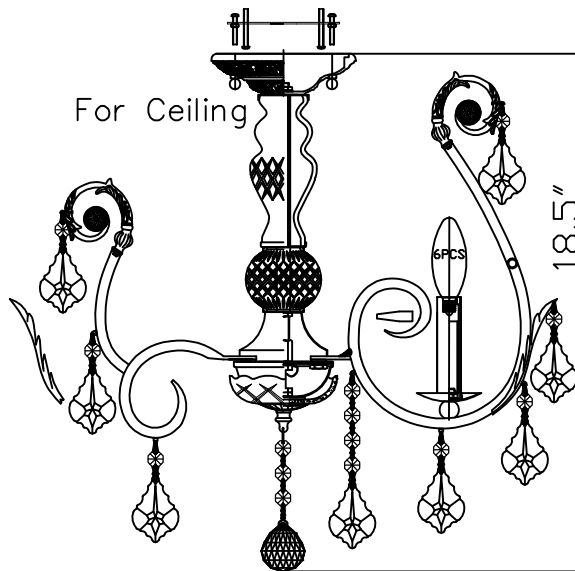


# CRYSTORAMA

LIGHTING THE WAY FOR SIXTY YEARS

ASSEMBLY INSTRUCTION MODEL #5115-OS-CL-MWP



All electrical components must be installed by a licensed electrician in accordance with the National Electric Code and the appropriate local electrical codes.



You will need 6 - Cand. Bulb  
40 Watts Recommended  
60 Watts Max

USE LED BULBS FOR EXTENDED USE

This fixture is Damp rated

## How to Install

### For hanging:

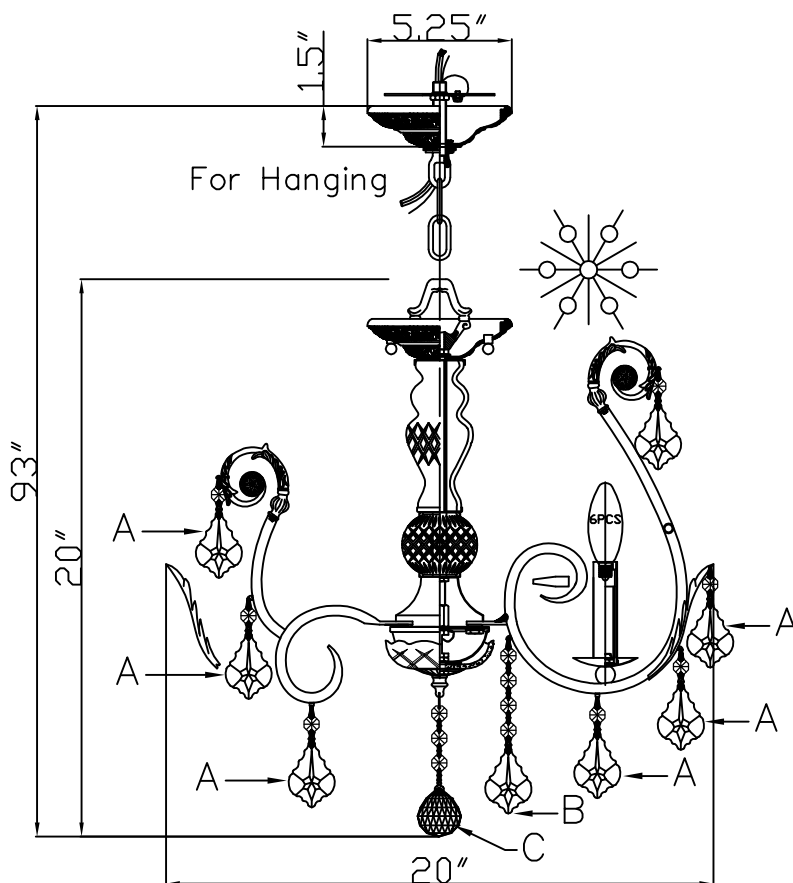
1. Determine the desired hanging height and select the correct length of chain.
2. Attach the mounting strap onto the outlet box using two machine screws.
3. After the wires are connected, secure the canopy onto the mounting strap using two ball nuts.


### For ceiling

1. Remove the loop from the top of lower canopy.
2. Attach the mounting plate onto the outlet box using two machine screws.
3. After the wires are connected, secure the canopy onto the mounting plate using two ball nuts.
4. **IMPORTANT** Apply crystal sets in alphabetical order

### Crystal sets

- A. 42 pieces. (1)14mm+(1)62mm.
- B. 6 pieces. (4)14mm+(1)62mm.
- C. 1 piece. (3)14mm +(1)40mm.



A =  (14mmX1+62mm)X42Sets

B =  (14mmX4+62mm)X6Sets

C =  (14mmX3+40mm)X1Sets



**WARNING:** This product can expose you to Lead, which is known to the State of California to cause cancer and/or birth defects or reproductive harm. For more information go to [www.P65Warnings.ca.gov](http://www.P65Warnings.ca.gov)

# CRYSTORAMA

LIGHTING THE WAY FOR SIXTY YEARS

PART NUMBER MODEL #5115-OS-CL-MWP

## Part Number

### Part Numbers

- A. (1)-Mounting Strap for Hanging
- B. (1)-Mounting Plate for Ceiling
- C. (1)-Canopy;W5.25"XH1.5" (XSU5114OSCAN5.25IN)
- D. (1)-Chain;72"; $\phi$ 4.0mm;(XSU5114OSCHA4MM)
- E. (1)-LOOP
- F. (1)-Lower canopy;W5.25"XH1.5"(XSU5115OSCAN5.25IN)
- G. (2)-Ball nut;(XSU5115OSBANUT)
- H. (12)-Cast Scroll
- I. (6)-Arm 1
- J. (1)-Glass Vase;W2.5"XH5.5"
- K. (1)-Glass ball; $\phi$ 2.75"
- L. (6)-Arm 2
- M. (1)-Cover
- N. (1)-Glass dish;W4"XH1";(XSU5115OSGLA)
- O. (1)-Cap
- P. (1)-Finial(XSU5115OSFIN)
- Q. (6)-Bulb(Not Included)
- R. (6)-Candle sleeves; $\phi$ 0.87"X3.75"(XSU5115OSCDL3.75IN)
- S. (6)-Bobèche;(XSU5115OSBOB)

