


CRYSTORAMA

LIGHTING THE WAY FOR SIXTY YEARS



Crystorama.com


ASSEMBLY INSTRUCTION MODEL #7416-BU



WARNING:

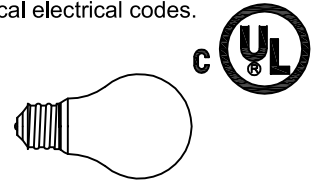


Electrical Danger



Turn Power Off

All electrical components must be installed by a licensed electrician in accordance with the National Electric Code and the appropriate local electrical codes.



You will need 6 - Medium Bulb
40 Watts Recommended 60 Watts Max.
USE LED BULBS FOR EXTENDED USE
This fixture is Dry Rated.

How to Install

1. Adjust each arm until they are at an equal distance from one another.
2. Screw nipple into coupling and secure with nut.
3. Place cap over nipple and secure with nut and loop.
4. Attach mounting plate to the outlet box using box screws. Thread nipple into mounting plate and secure with nut.
5. Slide collar ring and canopy over chain. Thread screw collar onto the nipple.
6. Connect chain to the screw collar with quick link. Connect chain to the loop with another quick link.
7. Feed wires up through chain and pass wires through holes in screw collar.
8. Connect the fixture wires to the supply wires.
9. Secure canopy with screw collar ring.
10. Place glass over socket and secure with ring.
11. Install the bulb (Not included) in accordance with the fixture's specifications. (DO NOT EXCEED THE MAXIMUM WATTAGE RATING!)

⚠ WARNING: This product can expose you to Lead, which is known to the State of California to cause cancer and/or birth defects or reproductive harm. For more information go to www.P65Warnings.ca.gov

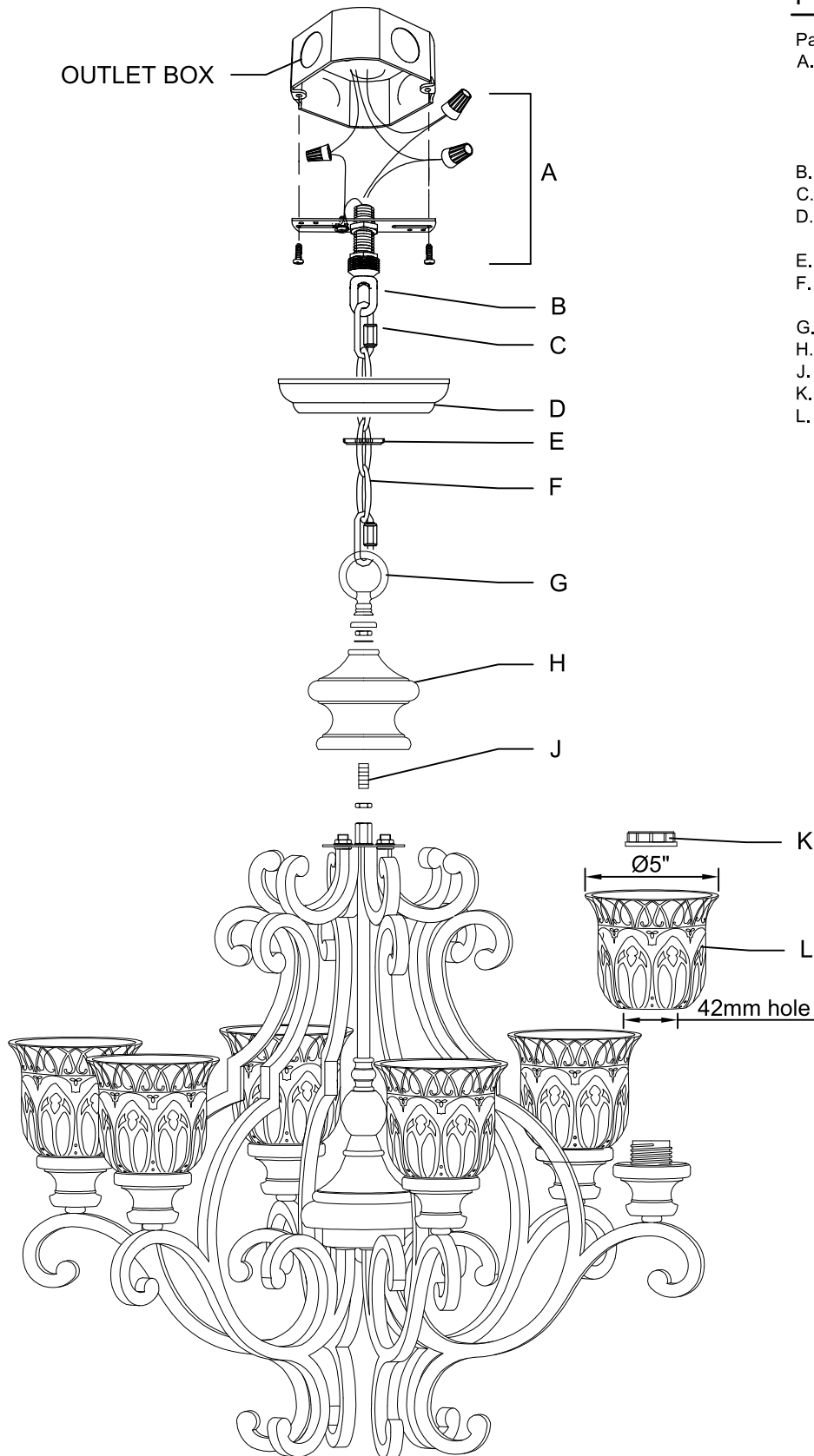
CRYSTORAMA

LIGHTING THE WAY FOR SIXTY YEARS



Crystorama.com

PART NUMBER MODEL #7416-BU



Part Number

Part Numbers

- A. Mounting Hardware
 - (3) - Wire connector
 - (1) - Mounting Plate
 - (2) - Box Screws
 - (1) - Grounding Screw
- B. (1) - Screw Collar
- C. (2) - Quick Link
- D. (1) - Canopy; Ø5.25" x 1"H;
XVE7416BUCAN5.25IN
- E. (1) - Collar Ring
- F. (1) - Chain; Ø3.8mm x 72";
XVE7416BUCHA3.8MM
- G. (1) - Loop
- H. (1) - Cap;
- J. (1) - Nipple;
- K. (6) - Ring
- L. (6) - Glass Ø5" 42mm hole;
XVE7416BUGLA5IN