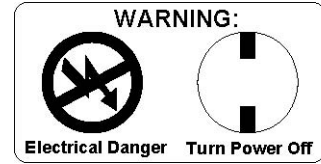
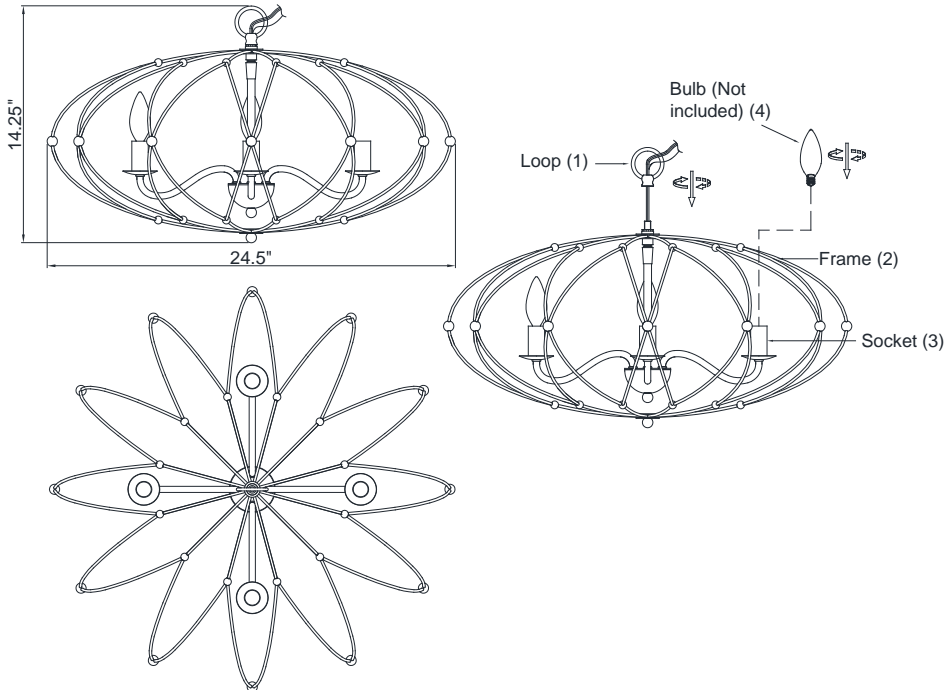


# CRYSTORAMA

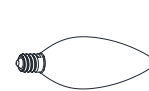
LIGHTING THE WAY FOR SIXTY YEARS

## ASSEMBLY INSTRUCTION MODEL# ZUC-A9034-EB-GA

Drawing (1)



All electrical components must be installed by a licensed electrician in accordance with the National Electric Code and the appropriate local electrical codes.



**You will need 4-Candelabra  
 40 Watts Recommended 60 Watts Max  
 USE LED BULBS FOR EXTENDED USE  
 THIS FIXTURE IS DRY RATED**

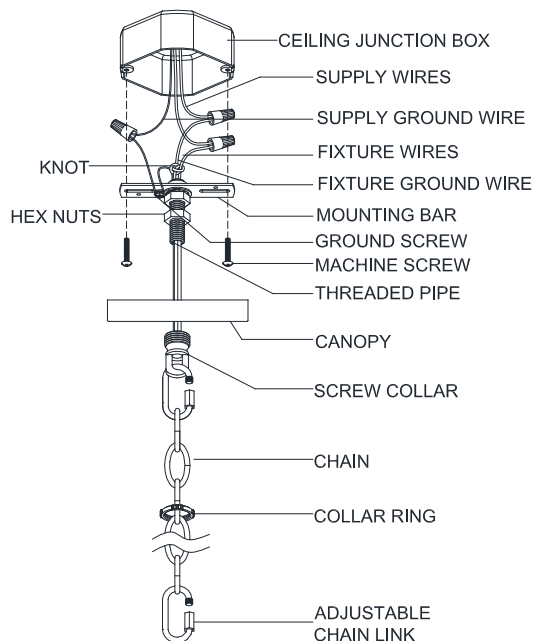
**How to Install:**

1. Screw the Loop (1) onto the Frame (2).
2. The canopy of the fixture can now be mounted to the ceiling by following instruction **Drawing 2**.
3. Install the Bulb (4) into the Socket (3).

**Bulb replacement:**

Install the Bulb (4) into the Socket (3).

Drawing (2)

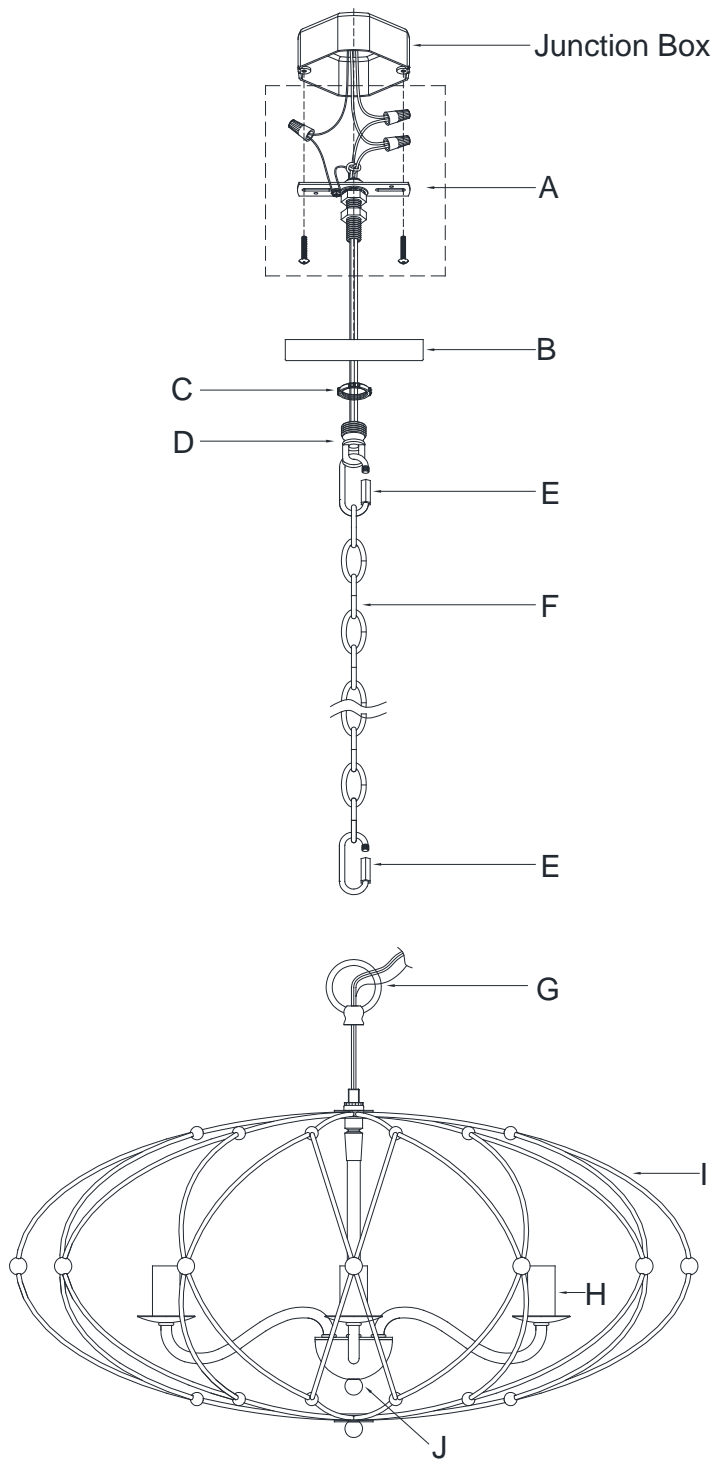


**WARNING:** This product can expose you to lead, which is known to the state of California to cause cancer and / or birth defects or reproductive harm. For more information go to [www.P65warnings.ca.gov](http://www.P65warnings.ca.gov)

# CRYSTORAMA

LIGHTING THE WAY FOR SIXTY YEARS

## ASSEMBLY INSTRUCTION MODEL# ZUC-A9034-EB-GA



### Part Number

#### Part Numbers

- A. (1) Mounting Hardware
- B. (1) Canopy; w5"x h0.75"(XFW9034EBGACAN5IN)
- C. (1) Collar Ring
- D. (1) Collar Loop
- E. (2) Link
- F. (1) Chain ; w4.2mm (XFW9030EBGACHA4.2MM)
- G. (1) Loop
- H. (4) Socket (H2 ")
- I. (1) Frame
- J. (1) Finial (XFW9030EBGAFIN)